



Bessacarr Motorhome Owner's Service Handbook



Motorhome Details

IMPORTANT Enter all your motorhome details on this page (see specification in rear of this handbook).

Registration Number
Serial Number
Chassis Number
Delivery Date
Key Number
Overall Length
Overall Width
Maximum External Height
Mass in Running Order
User Payload
Maximum Technical Permissible Laden Mass
Tyre Size Front: Rear:

Supplied and Pre-delivery Inspection by:
--

Service History	
Signed/Dealer	Date



CONTENTS

Annual Inspection Record.....	2
Annual Servicing Record	4
Warranty.....	7
Specifications.....	8
Water Capacities.....	9
Jacking.....	10
Wiring Diagrams.....	11
Bulb Replacement	15
Change of Ownership	

MOTORHOMES - ANNUAL INSPECTION RECORD

In order to comply with the warranty, you must have your motorhome inspected and serviced by an authorised appointed Swift Group Dealer at least once per year.

It is important that the owner's handbook is stamped on the appropriate page by the appointed Swift Group Servicing Dealer. Failure to do this will invalidate the warranty and the transfer of the warranty on the change of ownership.

The inspection should take approximately two hours and will cover the areas dealt with in the annual service check list. Any areas requiring service and/or maintenance will be highlighted by your dealer and we recommend that you authorise any necessary work to be carried out.

NB. It is essential, to validate the warranty, that an annual inspection be carried out by an appointed Swift Group Dealer covering the items listed.

- | | |
|--|---|
| 1. Damp and lamination test. | 11. Water pump, taps and water system. |
| 2. Chassis and chassis to body security. | 12. Mains 230V AC system. |
| 3. Corner steadies. | 13. Windows and fittings. |
| 4. Motorhome step. | 14. Roof lights. |
| 5. Road lights, wiring and reflectors. | 15. Furniture hinges/stays etc. |
| 6. Internal lights and 12V DC system. | 16. Exterior locks and hinges. |
| 7. Water heater - gas and 230V AC. | 17. All internal vents. |
| 8. Hob, grill and oven. | 18. Seals. |
| 9. Refrigerator 230V AC, 12V DC and gas. | 19. Blinds and fly screens. |
| 10. Gas system. | 20. Blown air heating and gas fire systems. |

Inspection Record

ANNUAL INSPECTION RECORD

MOTORHOME MODEL _____ REGISTRATION NUMBER _____

CHASSIS NUMBER _____ REGISTRATION DATE _____

<p>1st INSPECTION</p> <p>DATE:</p> <p>DEALER'S STAMP</p> <p>We certify that an annual inspection has been carried out in accordance with the handbook.</p>	<p>2nd INSPECTION</p> <p>DATE:</p> <p>DEALER'S STAMP</p> <p>We certify that an annual inspection has been carried out in accordance with the handbook.</p>	<p>3rd INSPECTION</p> <p>DATE:</p> <p>DEALER'S STAMP</p> <p>We certify that an annual inspection has been carried out in accordance with the handbook.</p>
<p>4th INSPECTION</p> <p>DATE:</p> <p>DEALER'S STAMP</p> <p>We certify that an annual inspection has been carried out in accordance with the handbook.</p>	<p>5th INSPECTION</p> <p>DATE:</p> <p>DEALER'S STAMP</p> <p>We certify that an annual inspection has been carried out in accordance with the handbook.</p>	<p>6th INSPECTION</p> <p>DATE:</p> <p>DEALER'S STAMP</p> <p>We certify that an annual inspection has been carried out in accordance with the handbook.</p>

MOTORHOMES - ANNUAL SERVICE RECORD

Just as the engine/gearbox/roadwheels need regular servicing by your chassis dealer, so there are components in your conversion that need regular maintenance by your motorhome dealer.

These include the gas and electrical systems and the seals in the bodywork. Your dealer will complete the record in this handbook to show that the work has been carried out.

1. Chassis and chassis to body security.
2. Corner steadies.
3. Motorhome step.
4. Tyres and tyre pressures.
5. Torque wheel nuts.
6. Road lights, wiring and reflectors.
7. Internal lights and 12V DC system.
8. Damp and lamination test.
9. Water heater — gas and 230V AC.
10. Hob, grill and oven.
11. Refrigerator 230V AC, 12V DC and gas.
12. Gas system.
13. Water pump, taps and water system.
14. Mains 230V AC system.
15. Windows and fittings.
16. Roof lights.
17. Furniture hinges/stays etc.
18. Exterior locks and hinges.
19. All internal vents.
20. Seals.
21. Blinds and fly screens.
22. Blown air heating and gas fire systems.

ANNUAL SERVICE RECORD

MOTORHOME MODEL _____ REGISTRATION NUMBER _____

CHASSIS NUMBER _____ REGISTRATION DATE _____

1st SERVICE

DATE:

DEALER'S STAMP

We certify that an annual service has been carried out in accordance with the handbook.

2nd SERVICE

DATE:

DEALER'S STAMP

We certify that an annual service has been carried out in accordance with the handbook.

3rd SERVICE

DATE:

DEALER'S STAMP

We certify that an annual service has been carried out in accordance with the handbook.

4th SERVICE

DATE:

DEALER'S STAMP

We certify that an annual service has been carried out in accordance with the handbook.

5th SERVICE

DATE:

DEALER'S STAMP

We certify that an annual service has been carried out in accordance with the handbook.

6th SERVICE

DATE:

DEALER'S STAMP

We certify that an annual service has been carried out in accordance with the handbook.

7th SERVICE

DATE:

DEALER'S STAMP

We certify that an annual service has been carried out in accordance with the handbook.

8th SERVICE

DATE:

DEALER'S STAMP

We certify that an annual service has been carried out in accordance with the handbook.

9th SERVICE

DATE:

DEALER'S STAMP

We certify that an annual service has been carried out in accordance with the handbook.

10th SERVICE

DATE:

DEALER'S STAMP

We certify that an annual service has been carried out in accordance with the handbook.

All the illustrations and descriptive matter in this handbook are intended to give a general idea of the motorhome. Changing market and supply situations and our policy of continuous product development may prevent us from maintaining the exact specifications detailed in this handbook. We therefore reserve the right to alter specifications as materials and conditions demand.

Dealers are not agents of Swift Group Limited, the manufacturer of Swift Group motorhomes, and have absolutely no authority to bind the manufacturer by any express or implied undertaking or representation.

All motorhomes (other than the engine, chassis cab and associated parts referred to earlier in this handbook which are subject to the relevant chassis manufacturer's warranty) have a 3 year SuperSure warranty from the date of purchase (or hire purchase), which is subject to a chargeable annual service and inspection being carried out at an authorised Swift Group dealer.

In the first 12 months this covers faults arising from a manufacturing defect but not those which are a result of normal wear and tear. The manufacturer will honour the warranty until 36 months from the date of sale, and providing that the motorhome has been serviced annually within 30 days

before or after the anniversary of the original sale.

In years two and three the warranty will cover:

All original components of the motorhome conversion including permanently fitted equipment forming part of the manufacturer's original specification including cover against water ingress and body delamination.

Specific exclusions to SuperSure warranty:

Glass, paint, brightwork and all similar trim and finish. Soft furnishings, carpets, floor coverings, work surfaces and all other décor. Window catches, stays and associated fittings. Blinds, hinges, catches, stays and doors. Replacement of bulbs, fluorescent tubes, fuses and electrical connections. Natural movement of internal doors and furniture. Audio equipment. Fair wear and tear.

The warranty will be invalidated if the motorhome has been neglected, misused or modified. The warranty on all internal components will be invalidated if the motorhome has been used for hire or reward. The motorhome will be deemed to have been neglected if it has not been serviced and maintained as stated in this handbook.

The warranty only applies to motorhomes purchased and used within the UK, and for continuous journeys abroad of no longer than 90 days per journey.

The cost of transporting, towing or moving the motorhome by any means to or from the place of repair is the responsibility of the owner.

The benefit of this warranty may be transferred to a new owner if the motorhome is sold, provided that the motorhome has been serviced by an authorised dealer in accordance with the requirements of this handbook, and details of the change of ownership have been supplied to Swift using the change of ownership form set out in this handbook. Failure to notify Swift of a change of ownership within 14 days of such change will invalidate the warranty.

This warranty only applies to motorhomes purchased in the UK.

The above conditions in no way affect your statutory rights in respect of the motorhome.

Specification

MODEL	E330	E350	E370	E425	E705	E725	E745	E765	E795
Designated Passenger Seats	3	2	1	1	1	1	1	1	2 + 1 optional
Overall Length	5.01m/16'6"	5.01m/16'6"	5.01m/16'6"	5.92m/19'5"	6.43/21'1"	6.43/21'1"	7.29m/23'11"	7.29m/23'11"	7.29m/23'11"
Overall Width (mirrors folded)	2.18m/7'2"	2.18m/7'2"	2.18m/7'2"	2.18m/7'2"	2.22m/7'3"	2.22m/7'3"	2.22m/7'3"	2.22m/7'3"	2.22m/7'3"
Overall Height	2.66m/8'9"	2.66m/8'9"	2.66m/8'9"	2.83m/9'3"	3.09m/10'2"	3.09m/10'2"	3.09m/10'2"	3.09m/10'2"	3.09m/10'2"
Maximum Technical Permissible Laden Mass (A)	2800kg	2800kg	2800kg	3400kg	3400kg (3850kg optional)	3400kg (3850kg optional)	3400kg (3850kg optional)	3400kg (3850kg optional)	3400kg (3850kg optional)
Mass in Running Order (B)	2372kg	2405kg	2385kg	2573kg	2882kg	2893kg	2961kg	2939kg	2930kg
Maximum User Payload (A-B)	428kg	395kg	415kg	827kg	518kg	507kg	439kg	461kg	470kg
Essential Habitation Equipment	77kg	100kg	100kg	143kg	149kg	149kg	152kg	139kg	152kg
BED SIZES									
Front Double	1.94m x 1.30m 6'4" x 4'3"	1.83m x 1.78m 6'0" x 5'10"	-	-	2.06m x 1.29m 6'9" x 4'3"	-	1.89m x 2.06m 6'3" x 6'9"	1.45m x 2.06m 4'9" x 6'9"	-
Front Single	-	-	-	-	-	-	1.89m x 0.69m 6'3" x 2'3"	-	1.89m x 0.90m 6'3" x 2'11"
Front Single	-	-	-	-	-	-	1.89m x 0.69m 6'3" x 2'3"	-	-
Rear Double	-	-	1.83m x 1.22m 6'0" x 4'0"	2.01m x 1.30m 6'7" x 4'3"	-	2.06m x 1.89m 6'9" x 6'2"	-	1.89m x 1.41m 6'3" x 4'7"	1.89m x 2.09m 6'3" x 6'10"
Rear Single	-	-	-	-	-	1.89m x 0.63m 6'2" x 2'1"	-	-	1.89m x 0.69m 6'3" x 2'3"
Rear Single	-	-	-	-	-	1.89m x 0.63m 6'2" x 2'1"	-	-	1.89m x 0.69m 6'3" x 2'3"
Nearside single	-	1.78m x 0.66m 5'10" x 2'2"	-	-	-	-	-	-	-
Offside single	-	1.83m x 0.64m 6'0" x 2'1"	-	-	-	-	-	-	-
Overcab Area	-	-	-	2.01m x 1.32m 6'7" x 4'4"	2.09m x 0.91m 6'10" x 3'0"	2.09m x 0.91m 6'10" x 3'0"	2.09m x 0.91m 6'10" x 3'0"	2.09m x 0.91m 6'10" x 3'0"	2.09m x 0.91m 6'10" x 3'0"

- NOTE:** 1. The **Maximum User Payload** includes:
- the **conventional load** (this is the allowance for passengers)
 - essential habitation equipment** (items and fluids required for safe and proper functioning of habitation equipment)
 - optional equipment** (items available from the manufacturer over and above the standard specification)
 - personal effects** (those items not covered by the above)
2. PLEASE TAKE CARE TO ENSURE THAT YOU HAVE ALLOWED FOR THE MASSES OF ALL ITEMS YOU INTEND TO CARRY IN THE MOTOR CARAVAN, e.g. passengers, optional equipment, essential habitation equipment and personal effects, such as clothing, food, pets, bicycles, sailboards, sports equipment etc.
3. **WARNING** - UNDER NO CIRCUMSTANCES SHOULD THE MAXIMUM TECHNICALLY PERMISSIBLE LADEN MASS OF THIS MOTOR CARAVAN BE EXCEEDED.

Water Capacities

CAPACITIES (litres)	Fresh Water Tank	Waste Water Tank	Water Heater
Bessacarr 795, 765, 745	80	75	14
Bessacarr 725, 705, 425	80	80	14 (10 in 425)
Bessacarr 300 range	59	41	10 (where fitted)

NOTICE

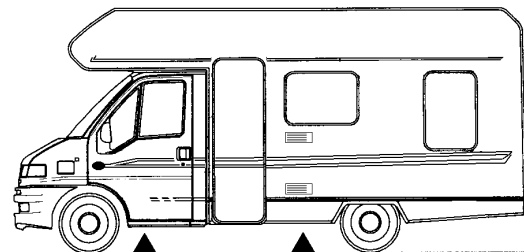
For technical data on the base vehicle please refer to manufacturer's handbook

Jacking


E700 SERIES



E400 SERIES

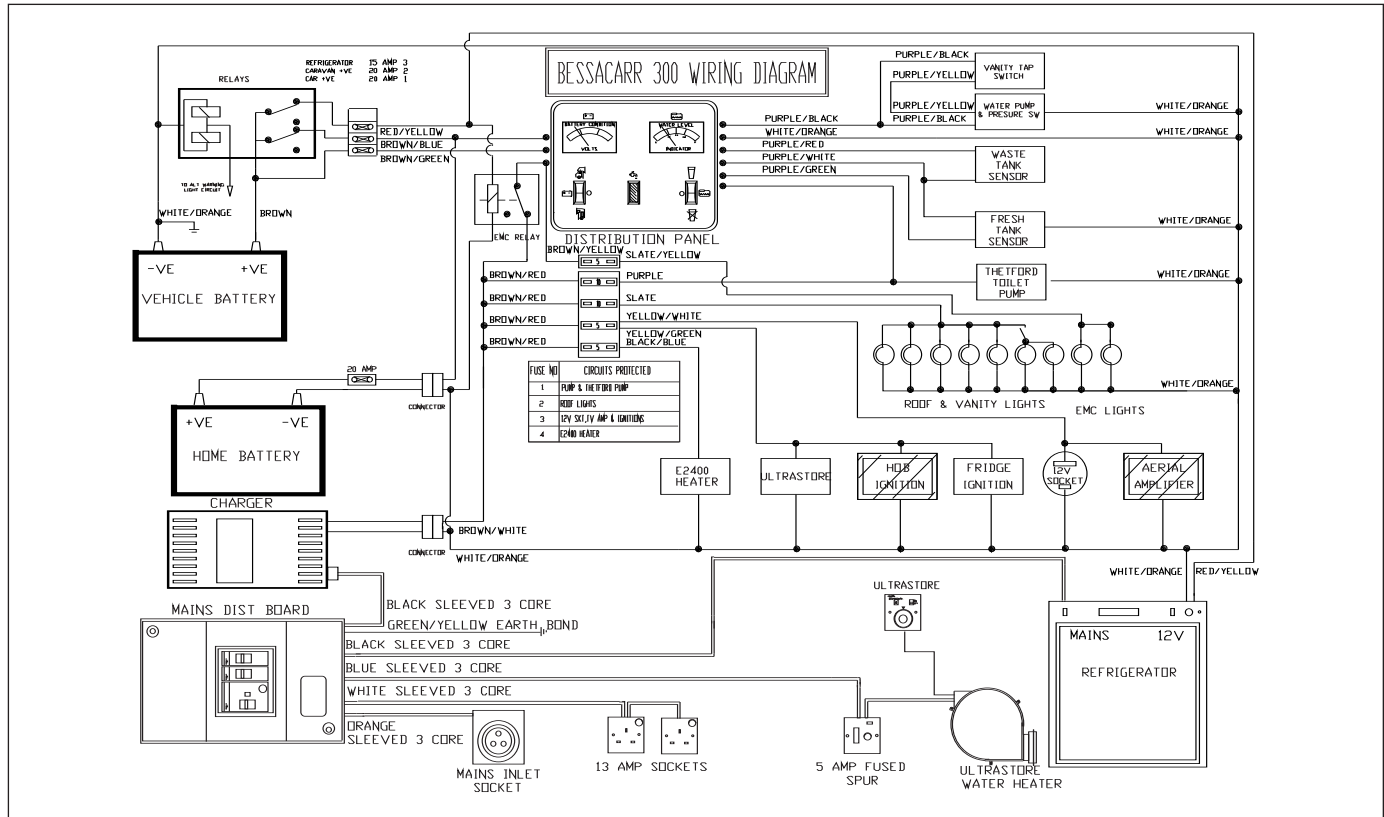


E300 SERIES



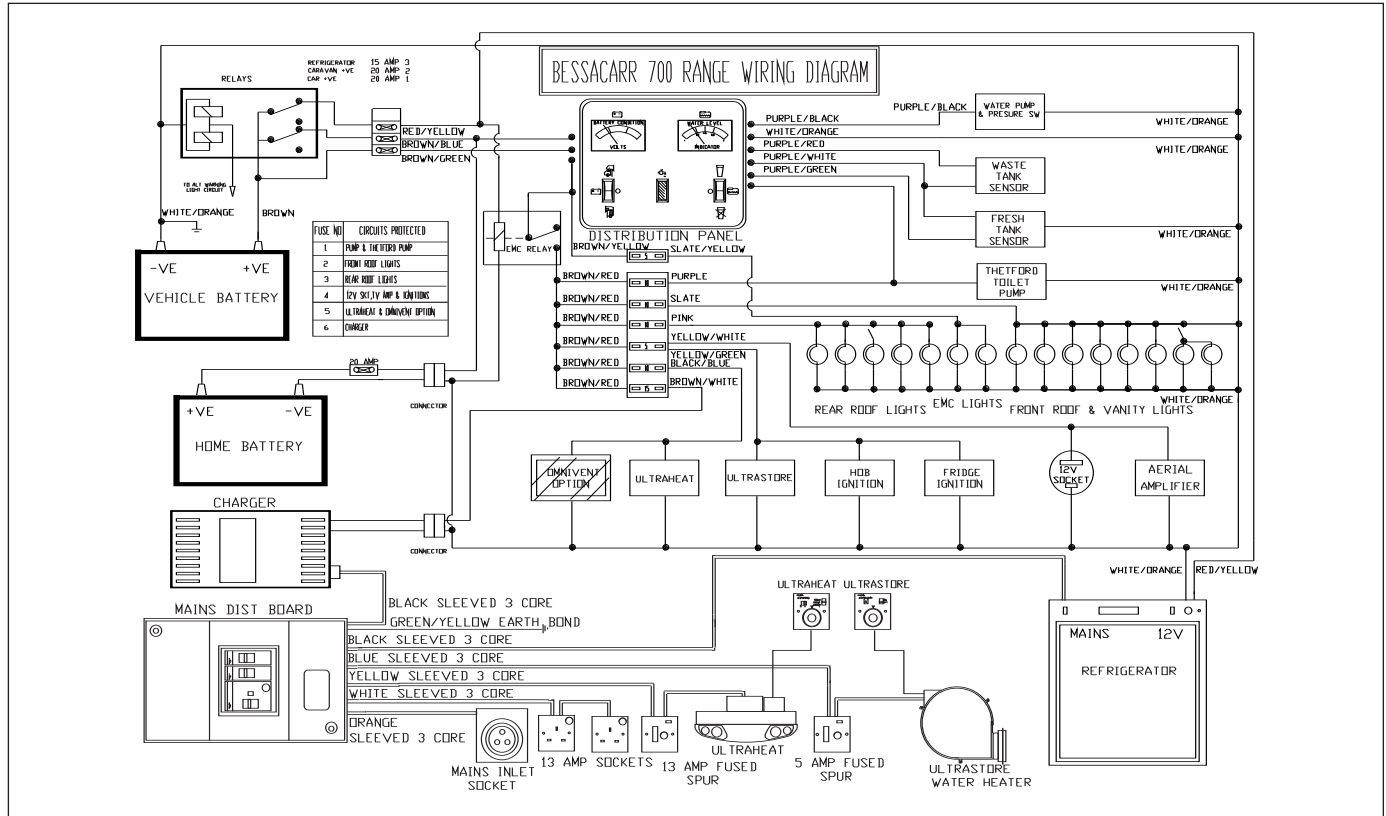
Jacking Points: ▲

E300 RANGE



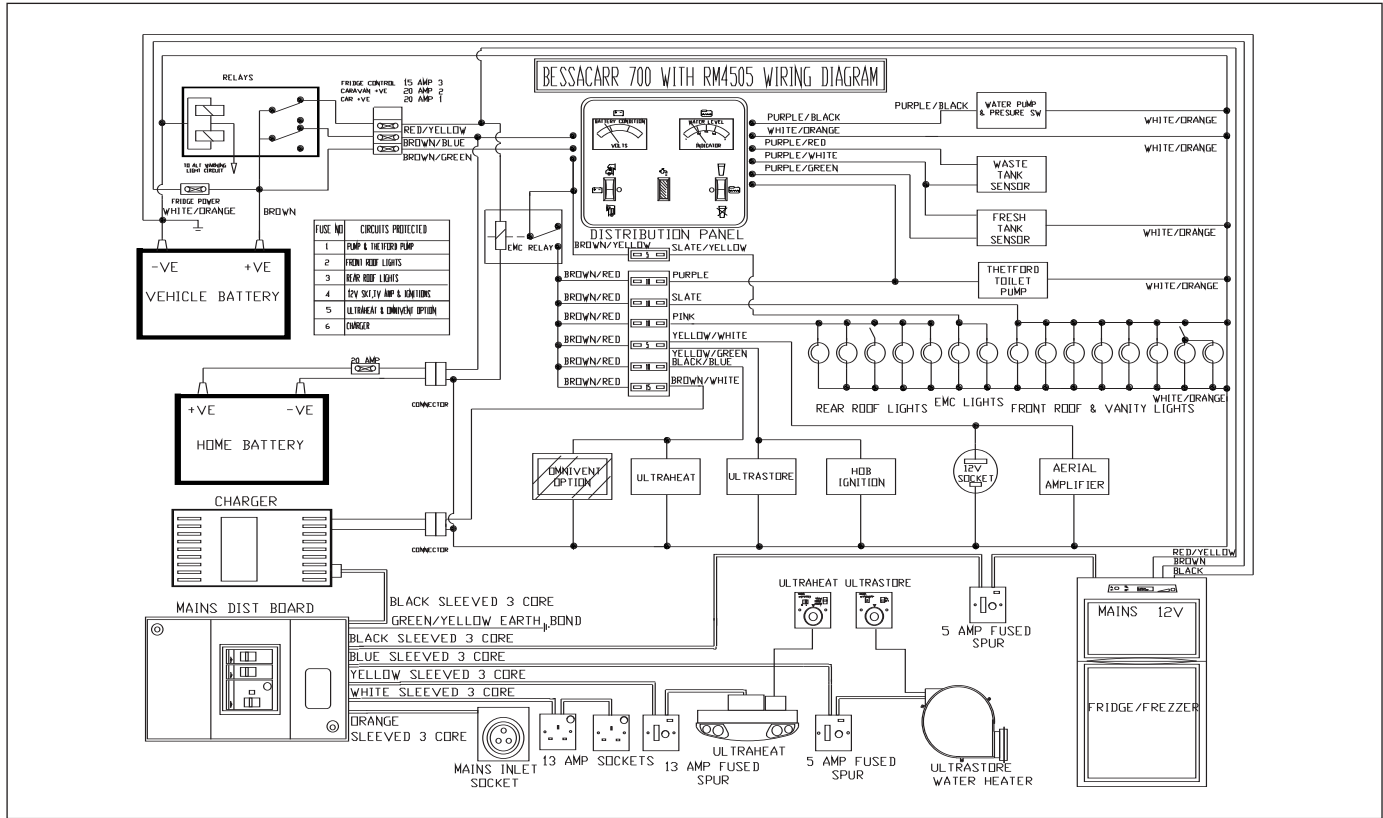
Wiring Diagrams

E725, E765 AND E795



Wiring Diagrams

E705 AND E745



Bulb Replacement

	Type	Power	E300 Series	E400 Series	E700 Series
EXTERIOR LIGHTS					
Fiat Cab					
Full beam headlight	H4	12V-55/60W	✓	✓	✓
Dipped beam headlight	H4	12V-55/60W	✓	✓	✓
Front side lights	R5W	12V-5W	✓	✓	✓
Front directional indicators	P21W	12V-21W	✓	✓	✓
Side directional indicators	W5W	12V-5W	✓	✓	✓
Fiat Rear Light Cluster (Chassis Cab)					
Rear directional indicators	PY21W	12V-21W		✓	
Brake lights	P21W	12V-21W		✓	
Reversing lights (RH side)	P21W	12V-21W		✓	
Rear foglight (LH side)	P21W	12V-21W		✓	
Side light	R5W	12V-5W		✓	
Fiat Rear Light Cluster (Hightop)					
Rear directional indicators	PY21W	12V-21W	✓		
Brake lights	P21W	12V-21W	✓		
Reversing lights	P21W	12V-21W	✓		
Rear foglight/taillight (Twin bulb)	P21/4W	12V-21/4W	✓		
Hella Rear Light Cluster					
Rear side light	P21/5W	12V-21/5W			✓
Rear directional indicator	PY21W	12V-21W			✓
Fog lamp (LH side)	P21W	12V-21W			✓
Reversing light (RH side)	P21W	12V-21W			✓

Note: Not all lights and bulbs feature on all models within a range

Bulb Replacement

	Type	Power	E300 Series	E400 Series	E700 Series
EXTERIOR LIGHTS					
Britax Valeo Rear Light Cluster					
Rear directional indicator	P21W	12V-21W			
Stop lamp	P21W	12V-21W			
Position lamp	R10W	12V-10W			
Reverse lamp	P21W	12V-21W			
Fog lamp	P21W	12V-21W			
Fiat number plate light	CW5	12V-5W	✓	✓	
Number plate light	C5W	12V-5W			✓
Number plate light	R19-10W	12V-10W			
Number plate light	C11-5W	12V-5W			
Front marker light	W5W	12V-5W			✓
Rear marker light	W5W	12V-5W			
Rear marker light	R19-5W	12V-5W			✓
Red/white side marker light	C5W	12V-5W		✓	
Amber side marker light	W5W	12V-5W			✓
Awning light	L245	12V-10W			✓
INTERIOR LIGHTS					
Lumo 1	Fluorescent 300mm	12V-8W	✓	✓	✓
Lumo 3	Fluorescent 300mm	12V-8W			
Round ceiling lights	Halogen G4	12V-20W		✓	
Downlights	Halogen G4	12V-10W	✓		✓
Spot lights	Halogen G4	12V-10W	✓	✓	
Cab interior ceiling light	CW5	12V-5W	✓	✓	✓

Note: Not all lights and bulbs feature on all models within a range

NOTIFICATION OF CHANGE OF OWNERSHIP

If you sell your motorhome, please notify the change of ownership by completing this page, detaching it and sending it to:
Swift Group Ltd., Dunswell Road, Cottingham, East Yorkshire, HU16 4JX.

DETAILS OF MOTORHOME:	Model:	_____
	Chassis No:	_____
	Registration No:	_____
	Serial No:	_____
CURRENT OWNER:	Name:	_____
	Address:	_____

NEW OWNER:	Name:	_____
	Address:	_____

Please note that the benefit of any unexpired warranty cannot be transferred to the new owner until the change of ownership details above have been received.



INDIVIDUALLY STYLED - BEAUTIFULLY BUILT

BESSACARR MOTORHOMES, DUNSWELL ROAD, COTTINGHAM, EAST YORKSHIRE HU16 4JX.

TEL: 01482 875740 FAX: 01482 840082

e-mail: enquiry@supercare.co.uk website: www.bessacarrmotorhomes.co.uk

A MEMBER OF THE SWIFT GROUP

Issued September 2000

1201496