



Bessacarr Motorhomes
Owner's Service Handbook



Motorhome Details

IMPORTANT Enter all your motorhome details on this page (see specification in rear of this handbook).

Registration Number
Serial Number
Chassis Number
Delivery Date
Key Number
Overall Length
Overall Width
Maximum External Height
Mass in Running Order
User Payload
Maximum Technical Permissible Laden Mass
Tyre Size Front: Rear:

Supplied and Pre-delivery Inspection by:
--

Service History	
Signed/Dealer	Date



CONTENTS

Annual Inspection Record.....	2
Annual Servicing Record	4
Warranty.....	7
Specifications.....	8
Water Capacities.....	9
Jacking.....	10
Wiring Diagrams.....	11
Bulb Replacement	13
Change of Ownership	

MOTORHOMES - ANNUAL INSPECTION RECORD

In order to comply with the warranty, you must have your motorhome inspected and serviced by an authorised appointed Swift Group Dealer at least once per year.

It is important that the owner's handbook is stamped on the appropriate page by the appointed Swift Group Servicing Dealer. Failure to do this will invalidate the warranty and the transfer of the warranty on the change of ownership.

The inspection should take approximately two hours and will cover the areas dealt with in the annual service check list. Any areas requiring service and/or maintenance will be highlighted by your dealer and we recommend that you authorise any necessary work to be carried out.

NB. It is essential, to validate the warranty, that an annual inspection be carried out by an appointed Swift Group Dealer covering the items listed.

1. Damp and lamination test.
2. Chassis and chassis to body security.
3. Corner steadies.
4. Motorhome step.
5. Road lights, wiring and reflectors.
6. Internal lights and 12V DC system.
7. Water heater — gas and 230V AC.
8. Hob, grill and oven.
9. Refrigerator 230V AC, 12V DC and gas.
10. Gas system.
11. Water pump, taps and water system.
12. Mains 240V AC system.
13. Windows and fittings.
14. Roof lights.
15. Furniture hinges/stays etc.
16. Exterior locks and hinges.
17. All internal vents.
18. Seals.
19. Blinds and fly screens.
20. Blown air heating and gas fire systems.

Inspection Record

ANNUAL INSPECTION RECORD

MOTORHOME MODEL _____ REGISTRATION NUMBER _____

CHASSIS NUMBER _____ REGISTRATION DATE _____

<p>1st INSPECTION</p> <p>DATE:</p> <p>DEALER'S STAMP</p> <p>We certify that an annual inspection has been carried out in accordance with the handbook.</p>	<p>2nd INSPECTION</p> <p>DATE:</p> <p>DEALER'S STAMP</p> <p>We certify that an annual inspection has been carried out in accordance with the handbook.</p>	<p>3rd INSPECTION</p> <p>DATE:</p> <p>DEALER'S STAMP</p> <p>We certify that an annual inspection has been carried out in accordance with the handbook.</p>
<p>4th INSPECTION</p> <p>DATE:</p> <p>DEALER'S STAMP</p> <p>We certify that an annual inspection has been carried out in accordance with the handbook.</p>	<p>5th INSPECTION</p> <p>DATE:</p> <p>DEALER'S STAMP</p> <p>We certify that an annual inspection has been carried out in accordance with the handbook.</p>	<p>6th INSPECTION</p> <p>DATE:</p> <p>DEALER'S STAMP</p> <p>We certify that an annual inspection has been carried out in accordance with the handbook.</p>

MOTORHOMES - ANNUAL SERVICE RECORD

Just as the engine/gearbox/roadwheels need regular servicing by your chassis dealer, so there are components in your conversion that need regular maintenance by your motorhome dealer.

These include the gas and electrical systems and the seals in the bodywork. Your dealer will complete the record in this handbook to show that the work has been carried out.

1. Chassis and chassis to body security.
2. Corner steadies.
3. Motorhome step.
4. Tyres and tyre pressures.
5. Torque wheel nuts.
6. Road lights, wiring and reflectors.
7. Internal lights and 12V DC system.
8. Damp and lamination test.
9. Water heater — gas and 240V AC.
10. Hob, grill and oven.
11. Refrigerator 240V AC, 12V DC and gas.
12. Gas system.
13. Water pump, taps and water system.
14. Mains 240V AC system.
15. Windows and fittings.
16. Roof lights.
17. Furniture hinges/stays etc.
18. Exterior locks and hinges.
19. All internal vents.
20. Seals.
21. Blinds and fly screens.
22. Blown air heating and gas fire systems.

ANNUAL SERVICE RECORD

MOTORHOME MODEL _____ REGISTRATION NUMBER _____

CHASSIS NUMBER _____ REGISTRATION DATE _____

<p>1st SERVICE</p> <p>DATE:</p> <p>DEALER'S STAMP</p> <p>We certify that an annual service has been carried out in accordance with the handbook.</p>	<p>2nd SERVICE</p> <p>DATE:</p> <p>DEALER'S STAMP</p> <p>We certify that an annual service has been carried out in accordance with the handbook.</p>
<p>3rd SERVICE</p> <p>DATE:</p> <p>DEALER'S STAMP</p> <p>We certify that an annual service has been carried out in accordance with the handbook.</p>	<p>4th SERVICE</p> <p>DATE:</p> <p>DEALER'S STAMP</p> <p>We certify that an annual service has been carried out in accordance with the handbook.</p>

5th SERVICE

DATE:

DEALER'S STAMP

We certify that an annual service has been carried out in accordance with the handbook.

6th SERVICE

DATE:

DEALER'S STAMP

We certify that an annual service has been carried out in accordance with the handbook.

7th SERVICE

DATE:

DEALER'S STAMP

We certify that an annual service has been carried out in accordance with the handbook.

8th SERVICE

DATE:

DEALER'S STAMP

We certify that an annual service has been carried out in accordance with the handbook.

9th SERVICE

DATE:

DEALER'S STAMP

We certify that an annual service has been carried out in accordance with the handbook.

10th SERVICE

DATE:

DEALER'S STAMP

We certify that an annual service has been carried out in accordance with the handbook.

Warranty

All the illustrations and descriptive matter in this service book are intended to give a general idea of the motorhome. Changing market and supply situations and our policy of continuous product development may prevent us from maintaining the exact specifications detailed in this service book. We therefore reserve the right to alter specifications as materials and conditions demand.

Dealers are not agents of Swift Group Limited, and have absolutely no authority to bind the manufacturer by any express or implied undertaking or representation.

All motorhomes (other than the engine, chassis cab and associated parts referred to earlier in this handbook which are subject to the relevant Fiat/Peugeot/VAG warranty) have a 12 month warranty from the date of purchase (or hire purchase). This covers faults arising from a manufacturing defect but not those which are a result of normal wear and tear. The manufacturer will honour the warranty for up to 60 days after the end of the 12 months to enable the first chargeable annual service to be carried out and the SuperSure extended warranty (see below) to commence.

The warranty will be invalidated if the motorhome has been neglected, misused, modified or used for hire or reward. The motorhome will be deemed to have been neglected if it has not been serviced and maintained as stated in this service book.

Every owner of a new motorhome benefits automatically from the SuperSure extended warranty, covering the conversion element of the motorhome, (i.e. other than the engine, chassis cab and associated parts referred to earlier in this service book which are subject to the relevant Fiat/Peugeot/VAG warranty) for years 2 and 3 from the date of purchase. The detailed terms of the extended warranty are set out in the separate SuperSure policy document.

Your dealer should register you for cover under the SuperSure extended warranty at the time your new motorhome is handed over to you. It is important to check this registration has been completed to confirm that the motorhome is registered under the SuperSure Extended Warranty Scheme for years 2 & 3.

The cost of transporting, towing or moving the motorhome by any means to or from the place of repair is the responsibility of the owner.

The benefit of this warranty may be transferred to a new owner if the motorhome is sold, provided that the motorhome has been serviced by an authorised dealer in accordance with the requirements of this service book, and details of the change of ownership form set out in this service book. Failure to notify a change of ownership within 14 days of such change will invalidate the warranty.

The benefit of the SuperSure extended warranty may be transferred to a new owner if the motorhome is sold in accordance with the procedure detailed in the separate SuperSure policy document.

This warranty only applies to motorhomes purchased in the UK.

The above conditions in no way affect your statutory rights in respect of the motorhome.

Specification

MODEL	E330	E 350	E 370	E425	E705	E725	E745	E765	E795
Designated Passenger Seats		2	1	1	3	1	1	1	2 + 1Optional
Overall Length		5.19m/17'1"	5.19m/17'1"	5.92m/19'5"	5.96m/19'6"	6.40m/21'0"	6.40m/21'0"	7.26m/23'10"	7.26m/23'10"
Overall Width		2.11m/6'10"	2.11m/6'10"	2.13m/7'0"	2.13m/7'0"	2.13m/7'0"	2.13m/7'0"	2.13m/7'0"	2.13m/7'0"
Overall Height		2.66m/8'9"	2.66m/8'9"	2.83m/9'3"	3.07m/10'1"	3.07m/10'1"	3.07m/10'1"	3.07m/10'1"	3.07m/10'1"
Maximum Technical Permissible Laden Mass (A)		2800kg	2800kg	3400kg	3400kg	3400kg	3400kg (3850kg optional)	3400kg (3850kg optional)	3400kg
Mass in Running Order (B)		2405kg	2385kg	2573kg	2737kg	2833kg	2781kg	2924kg*	2924kg
Maximum User Payload (A-B)		395kg	415kg	827kg	663kg	567kg	619kg	476kg	476kg
Essential Habitation Equipment		100kg	100kg	143kg	124kg	152kg	152kg	143kg	143kg
BED SIZES									
Front Double		1.83m x 1.78m 6'0" x 5'10"	-	-	1.85m x 2.00m 6'1" x 6'7"	1.36m x 2.00m 4'6" x 6'7"	-	1.89m x 2.00m 6'3" x 6'7"	-
Front Single		-	-	-	1.85m x 0.69m 6'1" x 2'3"	-	-	1.89m x 0.69m 6'3" x 2'3"	1.89m x 0.90m 6'3" x 2'11"
Front Single		-	-	-	1.85m x 0.90m 6'1" x 2'11"	-	-	1.89m x 0.69m 6'3" x 2'3"	-
Rear Double		-	1.83m x 1.22m 6'0" x 4'0"	2.01m x 1.30m 6'7" x 4'3"	-	-	1.30m x 2.00m 4'3" x 6'7"	-	1.89m x 2.00m 6'3" x 6'7"
Rear Single		-	-	-	-	-	-	-	1.89m x 0.69m 6'3" x 2'3"
Rear Single		-	-	-	-	-	-	-	1.89m x 0.69m 6'3" x 2'3"
Nearside Single		1.78m x 0.66m 5'10" x 2'2"	-	-	-	-	-	-	-
Offside Single		1.83m x 0.64m 6'0" x 2'1"	-	-	-	-	-	-	-
Optional Overcab Bed (Not on 'Esprit')		-	-	2.01m x 1.32m 6'7" x 4'4"	2.00m x 1.33m 6'7" x 4'4"	2.00m x 1.33m 6'7" x 4'4"	2.00m x 1.33m 6'7" x 4'4"	2.00m x 1.33m 6'7" x 4'4"	2.00m x 1.33m 6'7" x 4'4"
Optional Children's top bed		1.83m x 1.42m 6'0" x 4'8"	-	-	-	-	-	-	-

*Estimated

- NOTE:** 1. The **Maximum User Payload** includes:
- the **conventional load** (this is the allowance for passengers)
 - essential habitation equipment** (items and fluids required for safe and proper functioning of habitation equipment)
 - optional equipment** (items available from the manufacturer over and above the standard specification)
 - personal effects** (those items not covered by the above)
2. PLEASE TAKE CARE TO ENSURE THAT YOU HAVE ALLOWED FOR THE MASSES OF ALL ITEMS YOU INTEND TO CARRY IN THE MOTORHOME, e.g. passengers, optional equipment, essential habitation equipment and personal effects, such as clothing, food, pets, bicycles, sailboards, sports equipment etc.
3. **WARNING** - UNDER NO CIRCUMSTANCES SHOULD THE MAXIMUM TECHNICALLY PERMISSIBLE LADEN MASS OF THIS MOTORHOME BE EXCEEDED.

Water Capacities


CAPACITIES (litres)	Fresh Water Tank	Waste Water Tank	Water Heater
Bessacarr 425, 700 range (except 725)	80	70	10
Bessacarr 725	90	70	10
Bessacarr 300 range	68	38	10

NOTICE


For technical data on the base vehicle please refer to your Fiat/Peugeot or VW handbook

Jacking

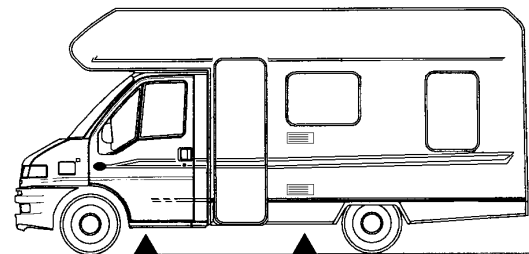
E600/E605/E625/E645/E695



E350/E370



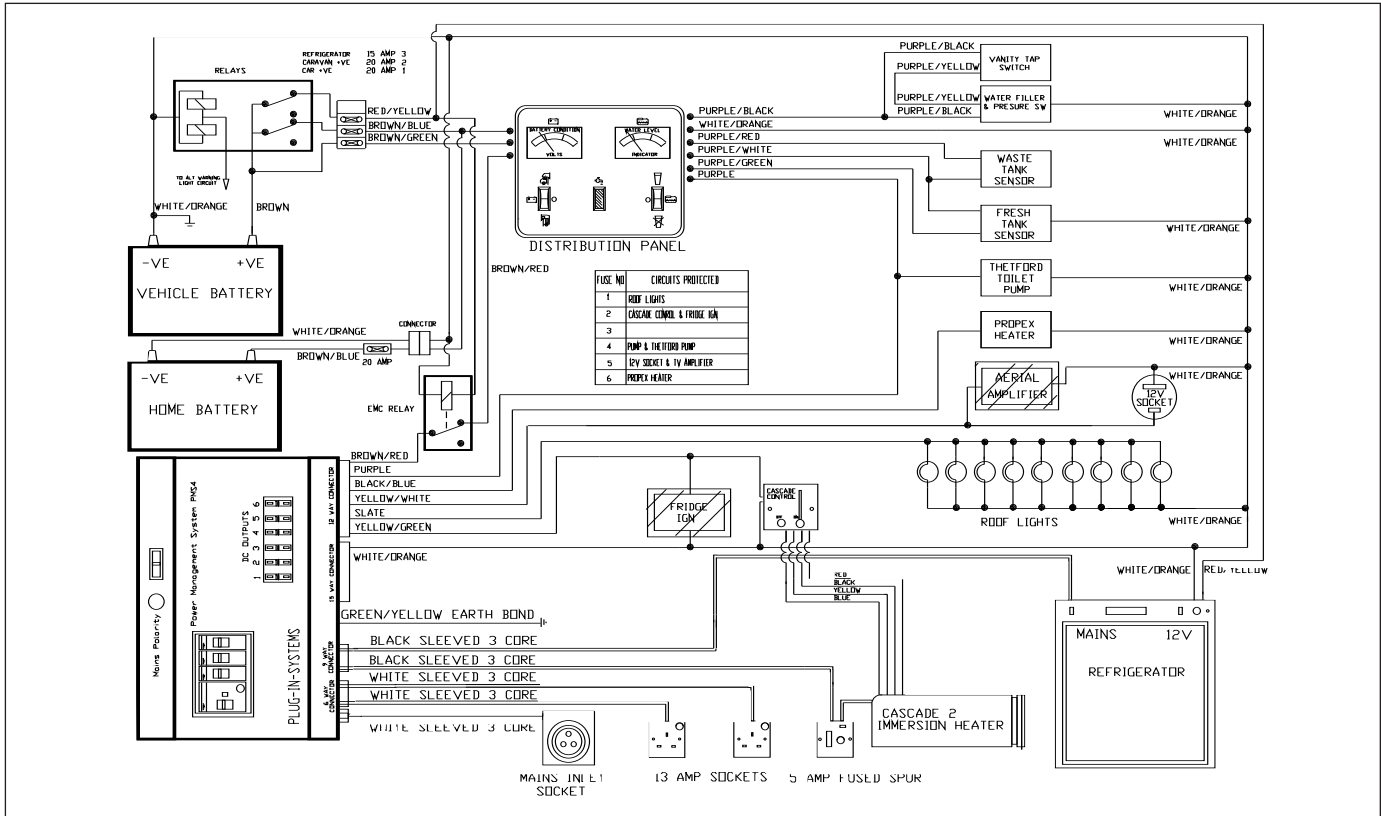
E425



Jacking Points: ▲

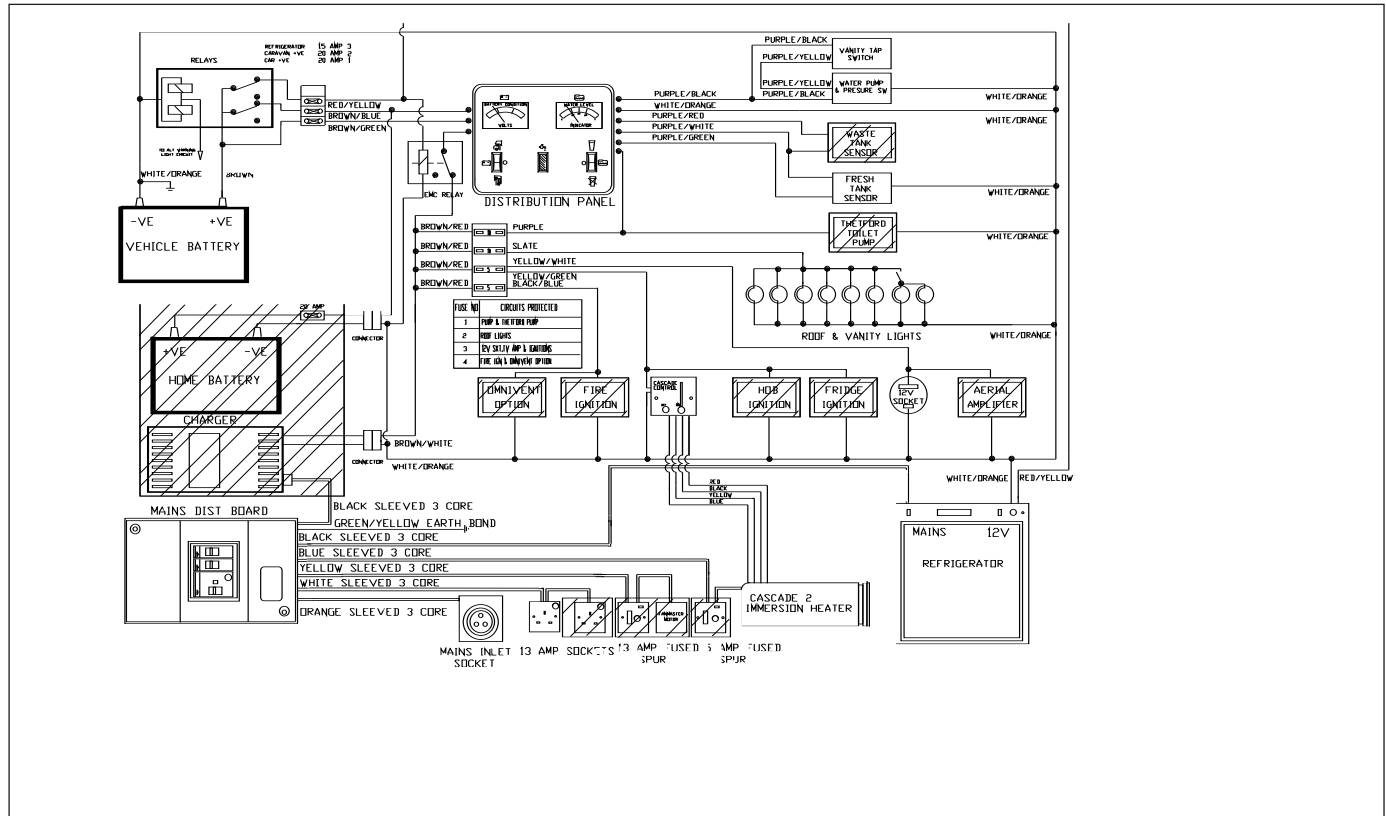
Wiring Diagrams

E300 RANGE



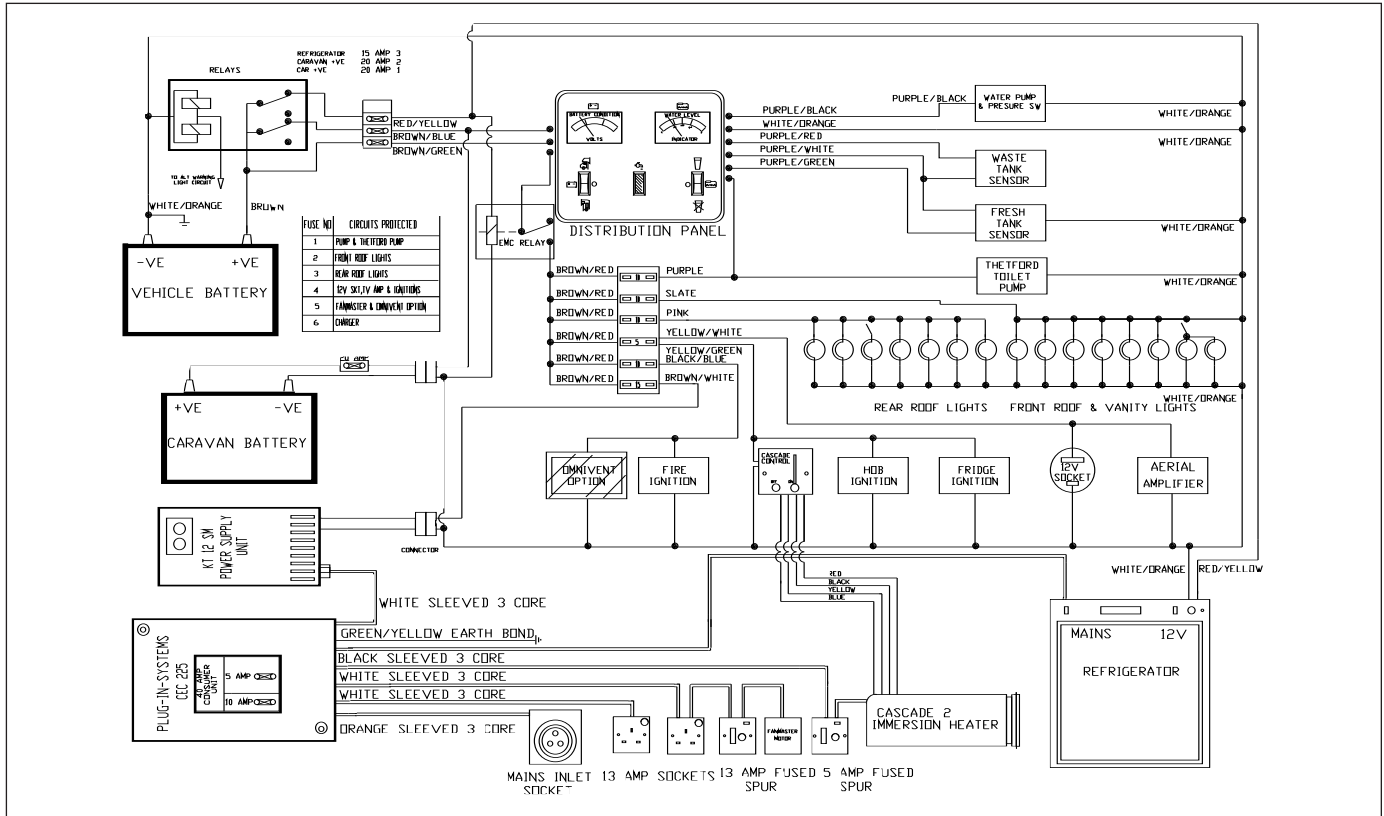
Wiring Diagrams

E425 RANGE



Wiring Diagrams

E700 RANGE



Bulb Replacement

	Type	Power	E300 Series	E400 Series	E700 Series
EXTERIOR LIGHTS					
Fiat Cab					
Full beam headlight	H4	12V-55/60W	✓	✓	✓
Dipped beam headlight	H4	12V-55/60W	✓	✓	✓
Front side lights	R5W	12V-5W	✓	✓	✓
Front directional indicators	P21W	12V-21W	✓	✓	✓
Side directional indicators	W5W	12V-5W	✓	✓	✓
Fiat Rear Light Cluster (Chassis Cab)					
Rear directional indicators	PY21W	12V-21W		✓	
Brake lights	P21W	12V-21W		✓	
Reversing lights (RH side)	P21W	12V-21W		✓	
Rear foglight (LH side)	P21W	12V-21W		✓	
Side light	R5W	12V-5W		✓	
Fiat Rear Light Cluster (Hightop)					
Rear directional indicators	PY21W	12V-21W	✓		
Brake lights	P21W	12V-21W	✓		
Reversing lights	P21W	12V-21W	✓		
Rear foglight/taillight (Twin bulb)	P21/4W	12V-21/4W	✓		
Hella Rear Light Cluster					
Rear side light	P21/5W	12V-21/5W			✓
Rear directional indicator	PY21W	12V-21W			✓
Fog lamp (LH side)	P21W	12V-21W			✓
Reversing light (RH side)	P21W	12V-21W			✓

Note: Not all lights and bulbs feature on all models within a range

Bulb Replacement

	Type	Power	E300 Series	E400 Series	E700 Series
EXTERIOR LIGHTS					
Britax Valeo Rear Light Cluster					
Rear directional indicator	P21W	12V-21W			
Stop lamp	P21W	12V-21W			
Position lamp	R10W	12V-10W			
Reverse lamp	P21W	12V-21W			
Fog lamp	P21W	12V-21W			
Fiat number plate light	CW5	12V-5W	✓	✓	
Number plate light	C5W	12V-5W			✓
Number plate light	R19-10W	12V-10W			
Number plate light	C11-5W	12V-5W			
Front marker light	W5W	12V-5W			✓
Rear marker light	W5W	12V-5W			
Rear marker light	R19-5W	12V-5W			✓
Red/white side marker light	C5W	12V-5W		✓	
Amber side marker light	W5W	12V-5W			✓
Awning light	L245	12V-10W			✓
INTERIOR LIGHTS					
Lumo 1	Fluorescent 300mm	12V-8W	✓	✓	✓
Lumo 3	Fluorescent 300mm	12V-8W			
Round ceiling lights	Halogen G4	12V-20W		✓	
Downlights	Halogen G4	12V-10W	✓		✓
Spot lights	Halogen G4	12V-10W	✓	✓	
Cab interior ceiling light	CW5	12V-5W	✓	✓	✓

Note: Not all lights and bulbs feature on all models within a range

NOTIFICATION OF CHANGE OF OWNERSHIP

If you sell your motorhome, please notify the change of ownership by completing this page, detaching it and sending it to:
Swift Group Ltd., Dunswell Road, Cottingham, East Yorkshire, HU16 4JX.

DETAILS OF MOTORHOME:	Model:	_____
	Chassis No:	_____
	Registration No:	_____
	Serial No:	_____
CURRENT OWNER:	Name:	_____
	Address:	_____

NEW OWNER:	Name:	_____
	Address:	_____

Please note that the benefit of any unexpired warranty cannot be transferred to the new owner until the change of ownership details above have been received.



INDIVIDUALLY STYLED, BEAUTIFULLY BUILT

Bessacarr Motorhomes, Dunswell Road, Cottingham, East Yorkshire HU16 4JX.
Tel: 01482 847332 Fax: 01482 840082 e-mail/web site: www.swiftleisure.co.uk

A MEMBER OF THE SWIFT GROUP

Issued September 1999

9830017